

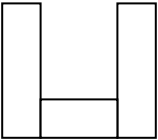



TABLE SET UP STYLES AND MAXIMUM CAPACITIES

	THEATRE	CLASSROOM	CONFERENCE	U SHAPE	ROUNDS
	Chairs Only				
SUNSET ROOM	250	125	50	50	200
PATIO ROOM	45	35	20	20	60
CONF. ROOM 1	40	30	25	25	50
CONF. ROOM 2	40	20	20	20	30
PLYMOUTH ROOM	60	50	35	25	75
BOARD ROOM*	N/A	N/A	10	N/A	N/A
PLAY-HOUSE THEATRE*	210	N/A	N/A	N/A	N/A

* **BOARD ROOM – BY CONFERENCE STYLE ONLY**

** **PLAY HOUSE THEATRE – BY PERMANENT SEATING ONLY**

N/A - NOT AVAILABLE IN TABLE SET UP STYLE