

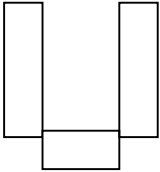





TABLE SET UP STYLES AND MAXIMUM CAPACITIES

	THEATRE	CLASSROOM	CONFERENCE	U SHAPE	ROUNDS
Chairs Only					
SUNSET ROOM	250	125	50	50	200
PATIO ROOM	45	35	20	20	60
CONF. ROOM 1	40	30	25	25	50
CONF. ROOM 2	40	20	20	20	30
CONF. ROOM 3	30	20	18	18	20
CONF. ROOM 4	30	20	18	18	20
BOARD ROOM*	N/A	N/A	10	N/A	N/A
PLAY-HOUSE THEATRE*	210	N/A	N/A	N/A	N/A

* BOARD ROOM – BY CONERENCE STYLE ONLY

**PLAY HOUSE THEATRE – BY PERMANENT SEATING ONLY

N/A - NOT AVAILABLE IN TABLE SET UP STYLE

Ver.04.11.02